

English Advantage



Starter - Foundations

Stuart Rowe

Rotem Shuval

Emmanuel Poey

Stephen Evans

Matthew Boynton

Thom Harrison

Book 1

Contents page

Book 1: Starter (Foundations)

Content	Pages
Blended-learning Components / Lesson Breakdown	4 - 7
Lesson 01 - Introducing yourself	8 - 9
Lesson 02 - Introducing other people	10 - 11
Lesson 03 - Exchanging personal information	12 - 13
Lesson 04 - Describing your skills	14 - 15
Lesson 05 - Making requests	16 - 17
Lesson 06 - Identifying things	18 - 19
Lesson 07 - Talking about possession	20 - 21
Lesson 08 - Describing people	22 - 23
Lesson 09 - Sharing your opinion	24 - 25
Lesson 10 - Talking about existence	26 - 27
Lesson 11 - Counting food	28 - 29
Lesson 12 - Describing quantities	30 - 31
Lesson 13 - Talking about locations	32 - 33
Lesson 14 - Telling the time	34 - 35
Lesson 15 - Talking about dates	36 - 37

Content	Pages
Lesson 16 - Expressing desire	38 - 39
Lesson 17 - Expressing your preferences	40 - 41
Lesson 18 - Comparing two things	42 - 43
Lesson 19 - Comparing more than two things	44 - 45
Lesson 20 - Connecting ideas	46 - 47
Lesson 21 - Giving commands	48 - 49
Lesson 22 - Describing current actions	50 - 51
Lesson 23 - Describing future plans	52 - 53
Lesson 24 - Making decisions and predictions	54 - 55
Lesson 25 - Sharing facts	56 - 57
Lesson 26 - Describing your habits (1)	58 - 59
Lesson 27 - Describing your habits (2)	60 - 61
Lesson 28 - Talking about when you do things	62 - 63
Lesson 29 - Describing past states	64 - 65
Lesson 30 - Describing past actions	66 - 67
Homework Section	68 - 97

How to study

Blended-learning Components

Blended-learning Components

Let's look at the different tools RSLC provides to help you meet your English goals.



With Rosetta Stone E-learning

You will have 24/7 access to materials, so you can study anywhere, anytime. Rosetta Stone Advantage will allow you to improve your grammar and vocabulary, so that you can focus on speaking in your one-on-one lessons.



With Lesson Preview

You will be familiar with the lesson theme, grammar, and vocabulary, which means you'll be completely ready for each lesson.



With Power Review Lesson Notes

You will be able to review new words, the goal of the lesson, and different corrections so that you never forget what you learned in each lesson.



With Power Review Lesson Recordings

You will be able to improve your listening skills, pick up little points you missed, and hear your speaking speed improve.



With Reading Homework

You will be able to review what you studied in the lesson and test your **passive skills** while at the same time learning new vocabulary.



With Writing Homework

You will be able to test your **active skills** and lock away new content by completing realistic writing situations that are similar to what a native speaker would do.



With Self Input

(i.e. studying by yourself - this can be anything from reading vocabulary books to watching TV shows.) You will start to develop a well-balanced English ability.



With Self Output

(i.e. using your English to communicate with real people either by speaking or in writing.) You will be able to put everything you have learned into practice and truly start to see rapid progress.

Lesson breakdown

Let's take a look at how a 40-minute lesson is put together.

Goal based lessons
Each lesson has an interesting, immersive, and relevant goal based on the communicative approach, and is aligned with CEFR to give the highest standard of quality. The goal is always presented at the start of the lesson.

Let's start
This section introduces the grammar point of the lesson with an easy-to-understand table. The most important part of the grammar guide is shown in yellow. This section also includes some new vocabulary that can be used to create basic positive and negative sentences using the grammar guide. Estimated time: 10 min

Gamification
There are 30 main grammar points in the CEFR A1 level. Each lesson comprises one grammar point and is visually represented in the progress bar to the right. By visually showing progress, students are more likely to maintain a higher level of motivation throughout the course.


Lesson 01



Goal: Introducing yourself

Let's start Read the grammar guide, then make some positive and negative example sentences using the countries and nationalities below.

Grammar guide		
I	am (not)	Sam. 25 years old. a student. American. from Chicago, America.



America / American



Japan / Japanese



England / English



India / Indian



China / Chinese



Spain / Spanish

Progression

Reading homework Read the example sentences on page 68. You are welcome to preview this content before the lesson.

Writing homework Write 10 sentences using the grammar guide from this lesson. Check your sentences with your teacher at the start of your next class.


Let's practice Imagine you are the people below. Use the grammar guide and the content below to practice introducing yourself.

Examples

- Sentence - I am Greg.



Greg
a doctor
39 years old
Toronto, Canada
Canadian



Mary
a teacher
31 years old
Sydney, Australia
Australian



Kate
a student
19 years old
Chicago, America
American



Roberto
a chef
35 years old
Rome, Italy
Italian

Let's speak Read the dialogue below with your partner, then role-play introducing yourself.

A) Hello.
B) Hi.
A) I'm James.
B) I'm Peter.
A) Nice to meet you.
B) Nice to meet you, too.
A) Where are you from?
B) I'm from Sydney, Australia. Where are you from?
A) I'm from Chicago, America.

Homework Complete the reading and writing activities below as well as the recommended e-learning activities listed in your pacing document.

Let's practice
This section focuses on accuracy and helps the student to become confident in using the new grammar point by creating sentences and questions using the prompts. This section also introduces new vocabulary and recycles the vocabulary that has already been introduced in previous lessons. Estimated time: 15 min

Let's speak
This section focuses on fluency and gives the student a chance to practice using the new structures in a real conversation. Estimated time: 10 min

Homework
Each lesson contains three blended-learning tasks that can be completed either before or after the lesson.

1. Reading - Reinforce the content of the lesson by reading example sentences using the target grammar.
2. Writing - Practice what you learned in the lesson by writing example sentences using the target grammar.
3. E-learning



Goal: Introducing yourself

Let's start

Read the grammar guide, then make some positive and negative example sentences using the countries and nationalities below.

Grammar guide		
I	am (not)	<p>Sam.</p> <p><u>25</u> years old.</p> <p>a <u>student</u>.</p> <p><u>American</u>.</p> <p>from <u>Chicago, America</u>.</p>



America / American



Japan / Japanese



England / English



India / Indian



China / Chinese



Spain / Spanish

Progression



Reading homework

Read the example sentences on page 68. You are welcome to preview this content before the lesson.

Let's practice

Examples

- **Sentence**
- I am Greg.

Imagine you are the people below. Use the grammar guide and the content below to practice introducing yourself.



Greg
a doctor
39 years old
Toronto, Canada
Canadian



Mary
a teacher
31 years old
Sydney, Australia
Australian



Kate
a student
19 years old
Chicago, America
American



Roberto
a chef
35 years old
Rome, Italy
Italian

Let's speak

Read the dialogue below with your partner, then role-play introducing yourself.

- A) Hello.
- B) Hi.
- A) I'm James.
- B) I'm Peter.
- A) Nice to meet you.
- B) Nice to meet you, too.
- A) Where are you from?
- B) I'm from Sydney, Australia. Where are you from?
- A) I'm from Chicago, America.

Homework

Complete the reading and writing activities below as well as the recommended e-learning activities listed in your pacing document.

Writing homework

Write 10 sentences using the grammar guide from this lesson. Check your sentences with your teacher at the start of your next class.



Goal: Introducing other people

Let's start

Read the grammar guide, then make some positive and negative example sentences using the jobs below.

Grammar guide		
I	am (not)	<u>John</u> .
You We They	are (not)	<u>25 years old</u> . <u>Japanese</u> .
He She It	is (not)	a <u>teacher</u> . from <u>Japan</u> .



a salesman



a baker



a farmer



a builder



a reporter



a football player

Progression



Reading homework

Read the example sentences on page 69. You are welcome to preview this content before the lesson.

Let's practice

Examples

- **Sentence**
- He is Anton.
- **Question**
- Is he from Russia?
- Where is he from?

Use the grammar guide and the content below to practice making sentences and asking questions about the different people.



Anton
a photographer
20 years old
Moscow, Russia
Russian



Emma
a nurse
26 years old
Rio de Janeiro, Brazil
Brazilian



Antonio and Carlos
pilots
35 years old
Mexico City, Mexico
Mexican



Steven and Mark
waiters
30 years old
Paris, France
French

Let's speak

Read the dialogue below with your partner, then role-play introducing other people.

- A) Who is this?
- B) This is James. He is a football player. He is 21 years old. He is American. He is from New York.
- A) I see. And who is this?
- B) This is Erin. She is a baker. She is 23 years old. She is Russian. She is from Moscow.
- A) I see. And who are they?
- B) This is Tom and this is Ben. They are farmers. They are 32 years old. They are from France.

Homework

Complete the reading and writing activities below as well as the recommended e-learning activities listed in your pacing document.

Writing homework

Write 10 sentences using the grammar guide from this lesson. Check your sentences with your teacher at the start of your next class.



Goal: Exchanging personal information


Let's start

Read the grammar guide, then make some positive and negative example sentences using the words below.

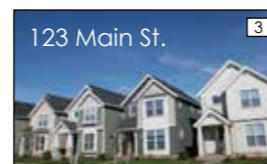
Grammar guide			
My Your His Her Their Our John's	last name	is (not)	Smith.
	hobbies	are (not)	watching TV and playing sports.



first name



phone number



address



hobby



favorite movie



e-mail address

Progression



Reading homework

Read the example sentences on page 70. You are welcome to preview this content before the lesson.

Let's practice

Use the grammar guide and the content below to practice making sentences and asking questions about the different people.

Examples

- **Sentence**
- His first name is John.
- **Question**
- Is his last name Smith?
- What is his favorite movie?



Name:
John Smith
Phone number:
555-987-000
Address:
32 Bedford St. New York City, New York. 10014
E-mail address:
John@mymail.com
Favorite movie:
Terminator 2



Name:
Stacy White
Phone number:
555-112-026
Address:
160-0023 Tokyo, Shinjuku ward West Shinjuku, 7-10-3
E-mail address:
stacy-anne@mymail.com
Hobby:
dancing and playing sports

Let's speak

Read the dialogue below with your partner, then role-play exchanging personal information.

- A) Hi Mark.
- B) Hey.
- A) What is your last name?
- B) My last name is Smith.
- A) What are your hobbies?
- B) My hobbies are watching TV and playing sports.
- A) What is your favorite sport?
- B) My favorite sport is tennis.
- A) I see.

Homework

Complete the reading and writing activities below as well as the recommended e-learning activities listed in your pacing document.

Writing homework

Write 10 sentences using the grammar guide from this lesson. Check your sentences with your teacher at the start of your next class.



Goal: Describing your skills

Let's start

Read the grammar guide, then make some positive and negative example sentences using the verbs below.

Grammar guide		
I You He She We They Jason	can (not)	speak English.



speak English



read English



write English



use an iPad



cook



ride a bike

Progression



Reading homework

Read the example sentences on page 71. You are welcome to preview this content before the lesson.

Let's practice

Use the grammar guide and the content below to practice making sentences and asking questions about the different people.

Examples

- **Sentence**
- He can speak English.
- **Question**
- Can he draw?



Language:
 - English (speak)
 - Spanish (read / write)
 Other:
 - draw



Language:
 - Russian (speak)
 - Hindi (speak)
 Other:
 - cook



Language:
 - Arabic (read / write)
 - Chinese (speak)
 Other:
 - dance



Language:
 - Japanese (speak)
 - Korean (read / write)
 Other:
 - drive a car

Let's speak

Read the dialogue below with your partner, then role-play describing your skills.

- A) Hey Emma. What languages can you speak?
- B) I can speak English and Japanese.
- A) Can you speak Spanish?
- B) No, I can't speak Spanish.
- A) I see. Can you drive a car?
- B) Yes, I can.
- A) Can you cook?
- B) Yes, I can. I can cook Japanese and French food.
- A) I see.

Homework

Complete the reading and writing activities below as well as the recommended e-learning activities listed in your pacing document.

Writing homework

Write 10 sentences using the grammar guide from this lesson. Check your sentences with your teacher at the start of your next class.



Goal: Making requests

Let's start

Read the grammar guide, then make some example sentences using the hints below.

Grammar guide			
Can	I	help	me? you? him? her? us? it? them?
	you		

1. Can I help (he / him)?
2. Can you lend (I / me) your phone?
3. Can (I / me) borrow your car?
4. Can you call (he / him)?
5. Can you recommend a book for (me / I)?
6. Can (I / me) use this computer?
7. Can you come to lunch with (we / us)?
8. Can you take (she / her) to the party?
9. Can you tell (I / me) her name?
10. Can you give this to (they / them)?

Progression



Reading homework

Read the example sentences on page 72. You are welcome to preview this content before the lesson.

Let's practice

Examples

- **Question**
- Can you lend me some money?

Use the grammar guide and the content below to practice making requests.



borrow



lend



use



help



give



bring



take



try



come



recommend



tell



call

Let's speak

Read the dialogue below with your partner, then role-play making requests.

- A) Hey Jasmine. Can you do me a favor?
 B) Sure. What's up?
 A) Can you lend me your textbook?
 B) OK. No problem.
 A) And, can I borrow a pen?
 B) OK. Here you are.
 A) Also, can you help me with my homework?
 B) OK. Sure.
 A) Thank you.

Homework

Complete the reading and writing activities below as well as the recommended e-learning activities listed in your pacing document.

Writing homework

Write 10 sentences using the grammar guide from this lesson. Check your sentences with your teacher at the start of your next class.



Goal: Identifying things

Let's start

Read the grammar guide, then make some positive and negative example sentences using the pictures below.

Grammar guide			
This		is (not)	big. \$100.
That			
This	hat		
That			
These		are (not)	
Those			
These	jackets		
Those			



a hat (close)



a shirt (far)



a bag (close)



shoes (far)



gloves (close)



jeans (far)

Let's practice

Examples

- **Sentence**
- This hat is red.
- **Question**
- Are those jeans \$70?
- How much is this?

Use the grammar guide and the content below to practice making sentences and asking questions about the different items.

close items



far items



Let's speak

Read the dialogue below with your partner, then role-play going shopping and identifying things.

- A) Excuse me. How much is this?
- B) It's \$20.
- A) Thank you. And how much is that?
- B) It's \$40.
- A) Thank you. Is that scarf \$100?
- B) No, It's \$70.
- A) I see. Are these shoes \$200?
- B) Yes, they are \$200.
- A) Thank you.

Homework

Complete the reading and writing activities below as well as the recommended e-learning activities listed in your pacing document.

Progression



Reading homework

Read the example sentences on page 73. You are welcome to preview this content before the lesson.

Writing homework

Write 10 sentences using the grammar guide from this lesson. Check your sentences with your teacher at the start of your next class.



Goal: Talking about possession

Let's start

Read the grammar guide, then make some positive and negative example sentences using the features below.

Grammar guide		
I You We They	have	a <u>brother</u>
	don't have	a <u>car</u>
He She It <u>Jason</u>	has	<u>black hair</u>
	doesn't have	a <u>headache</u>



brown hair



curly hair




short hair



a beard



a moustache



green eyes

Progression



Reading homework

Read the example sentences on page 74.
You are welcome to preview this content before the lesson.

Let's practice

Use the grammar guide and the content below to practice making sentences and asking questions about the different people.

Examples

- **Sentence**
- He has a bike.
- **Questions**
- Does he have a sister?
- Who has a sister?



Ben

- glasses
- a beard
- a bike
- brown hair



Martin

- 2 kids
- a father
- a mother
- a wife



David

- a headache
- a fever
- blue eyes
- a green T-shirt



Ella

- brown hair
- a scarf
- a computer
- a watch

Let's speak

Read the dialogue below with your partner, then role-play talking about possession.

- A) Hi Ben. Do you have a cellphone?
B) Yes, I do. I have an iPhone.
A) Cool. Do you have a brother or a sister?
B) I have a brother.
A) Does your brother have black hair?
B) No, he doesn't.
A) Does he have long hair or short hair?
B) He has short hair.
A) I see.

Homework

Complete the reading and writing activities below as well as the recommended e-learning activities listed in your pacing document.

Writing homework

Write 10 sentences using the grammar guide from this lesson.
Check your sentences with your teacher at the start of your next class.



Goal: Describing people

Let's start

Read the grammar guide, then make some positive and negative example sentences using the adjectives below.

Grammar guide		
I	am (not)	tall. a tall person.
You	are (not)	
He She It Jason	is (not)	



smart



happy



old



short / tall



sad



young

Progression



Reading homework

Read the example sentences on page 75. You are welcome to preview this content before the lesson.

Let's practice

Examples

- **Sentence**
- He is a good friend.
- **Question**
- Is he tall?
- Who is tall?

Use the grammar guide and the content below to practice making sentences and asking questions about the different people.



Meg

- young
- bad / girl



Peter

- smart
- good / guy



Alice

- tall
- kind / person



Carol

- happy
- beautiful / woman



Eddy

- young
- active / boy



Carl

- short
- friendly / boss



Kate

- short
- great / friend



Jennifer

- shy
- nice / lady



Sam

- tall
- strong / man

Let's speak

Read the dialogue below with your partner, then role-play describing people.

- A) Hey Peter. Who's this in the photo?
 B) That's my boss. His name is James. He is a good boss. He is very smart.
 A) I see. And who's that?
 B) That's my friend Sam. He is tall and very strong.
 A) I see. And who's this?
 B) That's Jane. She is a little shy.
 A) I see.

Homework

Complete the reading and writing activities below as well as the recommended e-learning activities listed in your pacing document.

Writing homework

Write 10 sentences using the grammar guide from this lesson. Check your sentences with your teacher at the start of your next class.



Goal: Sharing your opinion

Let's start

Read the grammar guide, then make some positive and negative example sentences using the verbs below.

Grammar guide			
I think	swimming	is (not)	<u>fun</u> .
			a <u>fun</u> activity.



swim



travel



hike



run



snowboard



shop

Progression



Reading homework

Read the example sentences on page 76. You are welcome to preview this content before the lesson.

Let's practice

Examples

- **Sentence**
- I think riding a horse is exciting.
- **Question**
- Do you think painting is fun?

Use the grammar guide and the content below to practice making sentences and asking questions about the different activities.



ride a horse

- exciting



snowboard

- dangerous



shop

- expensive



ski

- easy



read

- interesting



surf

- relaxing



fish

- boring



paint

- difficult



run

- important

Let's speak

Read the dialogue below with your partner, then role-play sharing your opinion.

- A) Hi Mark. Let's do something fun tomorrow.
 B) OK. How about fishing?
 A) Fishing is boring.
 B) OK. How about surfing?
 A) Surfing is difficult.
 B) OK. How about snowboarding?
 A) Snowboarding is very dangerous.
 B) OK. How about shopping?
 A) Shopping is expensive. How about playing soccer?
 B) Sure. Playing soccer is fun. Let's play soccer.
 A) Great.

Homework

Complete the reading and writing activities below as well as the recommended e-learning activities listed in your pacing document.

Writing homework

Write 10 sentences using the grammar guide from this lesson. Check your sentences with your teacher at the start of your next class.



Goal: Talking about existence

Let's start

Read the grammar guide, then make some positive and negative example sentences using the places below.

Grammar guide			
There	is	a / an	<u>airport.</u>
		no	
	are	<u>five</u>	<u>banks.</u>
		lots of	
		no	



a park



a restaurant



an airport



a museum



a library



an aquarium

Progression



Reading homework

Read the example sentences on page 77. You are welcome to preview this content before the lesson.

Let's practice

Use the grammar guide and the content below to practice making sentences and asking questions about the different places.

Examples

- **Sentence**
- There is a park.
- **Question**
- Is there a park?
- How many parks are there?



supermarket	5
park	3
bank	2
airport	0
museum	0



library	1
aquarium	1
house	100
cinema	0
mall	2



church	3
hotel	20
restaurant	100
school	3
train station	0



hospital	0
post office	1
apartment	300
pub	3
cafe	12

Let's speak

Read the dialogue below with your partner, then role-play talking about existence.

- A) Hey Chie. Where do you live?
 B) I live in Shibuya.
 A) Cool. Tell me about Shibuya.
 B) OK. There are lots of stores. Also, there are lots of great restaurants, and cafes.
 A) Cool. Are there any cinemas?
 B) Yes. There are two cinemas.
 A) Cool. Is there a park?
 B) Yes. There is a very big park.

Homework

Complete the reading and writing activities below as well as the recommended e-learning activities listed in your pacing document.

Writing homework

Write 10 sentences using the grammar guide from this lesson. Check your sentences with your teacher at the start of your next class.



Goal: Counting food

Let's start

Read the grammar guide, then make some positive and negative example sentences using the food below.

Grammar guide			
There	is	no	rice.
		not much	
		some	
		a lot of	
	are	no	bottles.
		not many	
		some	
		many	



meat



broccoli



milk



eggs



French fries



chips

Let's practice

Examples

- **Sentence**
- There is some rice.
- **Question**
- Is there a lot of rice?
- How much rice is there?
- How many bottles are there?

Use the grammar guide and the content below to practice making sentences and asking questions about the different pictures.



french fries	<input type="radio"/>
ice cream	<input type="radio"/>
frozen peas	<input type="radio"/>
sausages	<input type="radio"/>
bacon	<input type="radio"/>



apples	<input type="radio"/>
oranges	<input type="radio"/>
bananas	<input type="radio"/>
lemons	<input type="radio"/>
cauliflower	<input type="radio"/>



lettuce	<input type="radio"/>
onions	<input type="radio"/>
corn	<input type="radio"/>
carrots	<input type="radio"/>
broccoli	<input type="radio"/>



milk	<input type="radio"/>
orange juice	<input type="radio"/>
yogurt	<input type="radio"/>
cheese	<input type="radio"/>
cream	<input type="radio"/>

Let's speak

Read the dialogue below with your partner, then role-play counting food.

- A) Let's make Spaghetti Carbonara for dinner.
- B) OK. Is there any cream in the fridge?
- A) No, there is no cream.
- B) OK. Is there any cheese?
- A) Yes, there is some cheese.
- B) OK. Is there any bacon?
- A) No, there is no bacon.
- B) OK. Are there any eggs?
- A) Yes, there are some eggs.
- B) OK. Let's buy some bacon and some cream.

Homework

Complete the reading and writing activities below as well as the recommended e-learning activities listed in your pacing document.

Progression

Reading homework

Read the example sentences on page 78. You are welcome to preview this content before the lesson.

Writing homework

Write 10 sentences using the grammar guide from this lesson. Check your sentences with your teacher at the start of your next class.



Goal: Describing quantities

Let's start

Read the grammar guide, then make some positive and negative example sentences using the quantifiers below.

Grammar guide					
I	need	a	bottle	of	<u>beer</u> .
There	is				
I	need	<u>two</u>	bottles		
There	are				



a can



a slice



a glass



a piece



a tub



a jar

Progression

Let's practice

Use the grammar guide and the content below to practice making sentences and asking questions about the different quantities.

Examples

- **Sentence**
- We need a carton of milk.
- **Question**
- Do we need two cartons of milk?
- How much milk do we need?



Let's speak

Read the dialogue below with your partner, then role-play describing quantities.

- A) Let's make grilled cheese sandwiches for lunch.
- B) OK. What do we need?
- A) We need four slices of bread.
- B) OK.
- A) And we need some cheese.
- B) How much cheese do we need?
- A) We need two slices of cheese.
- B) Do we need anything else?
- A) Yes, we need three tablespoons of butter.

Homework

Complete the reading and writing activities below as well as the recommended e-learning activities listed in your pacing document.

Reading homework

Read the example sentences on page 79. You are welcome to preview this content before the lesson.

Writing homework

Write 10 sentences using the grammar guide from this lesson. Check your sentences with your teacher at the start of your next class.



Goal: Talking about locations

Let's start

Read the grammar guide, then make some positive and negative example sentences using the prepositions below.

Grammar guide					
It		is (not)	on	a the my your his her our their	table.
A The My Your His Her Our Their	pen				
	pens	are (not)		tables.	
They					



Progression



Reading homework

Read the example sentences on page 80. You are welcome to preview this content before the lesson.

Let's practice

Use the grammar guide and the content below to practice making sentences and asking questions about the different items.

on / under / in front of / behind / next to / between / in
cat / calendar / bookcase / clock / sofa / table / ball / posters / truck

Examples

- **Sentence**
- The cat is on the sofa.
- **Question**
- Is the cat on the sofa?
- Where is the clock?



Let's speak

Read the dialogue below with your partner, then role-play talking about locations.

- A) Hey Chris. Where are my keys?
- B) They're on the table.
- A) Where is my pen?
- B) It's in your pocket.
- A) Where is my bag?
- B) It's on the floor.
- A) Where is my computer?
- B) It's next to the TV.
- A) Thank you.

Homework

Complete the reading and writing activities below as well as the recommended e-learning activities listed in your pacing document.

Writing homework

Write 10 sentences using the grammar guide from this lesson. Check your sentences with your teacher at the start of your next class.

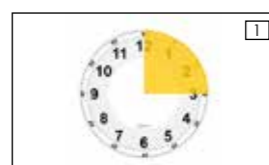


Goal: Telling the time

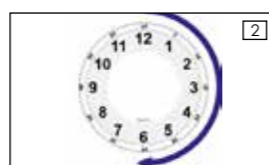
Let's start

Read the grammar guide, then make some positive and negative example sentences using the words below.

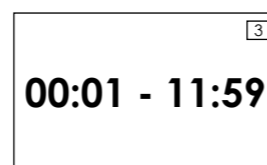
Grammar guide		
The time It	is (not)	5 o'clock
		10:30 am.
		midnight.
		a quarter to five.
		half past seven.



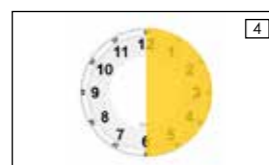
a quarter



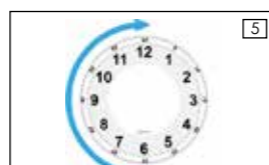
past



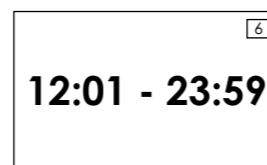
AM



half



to



PM

Progression



Reading homework

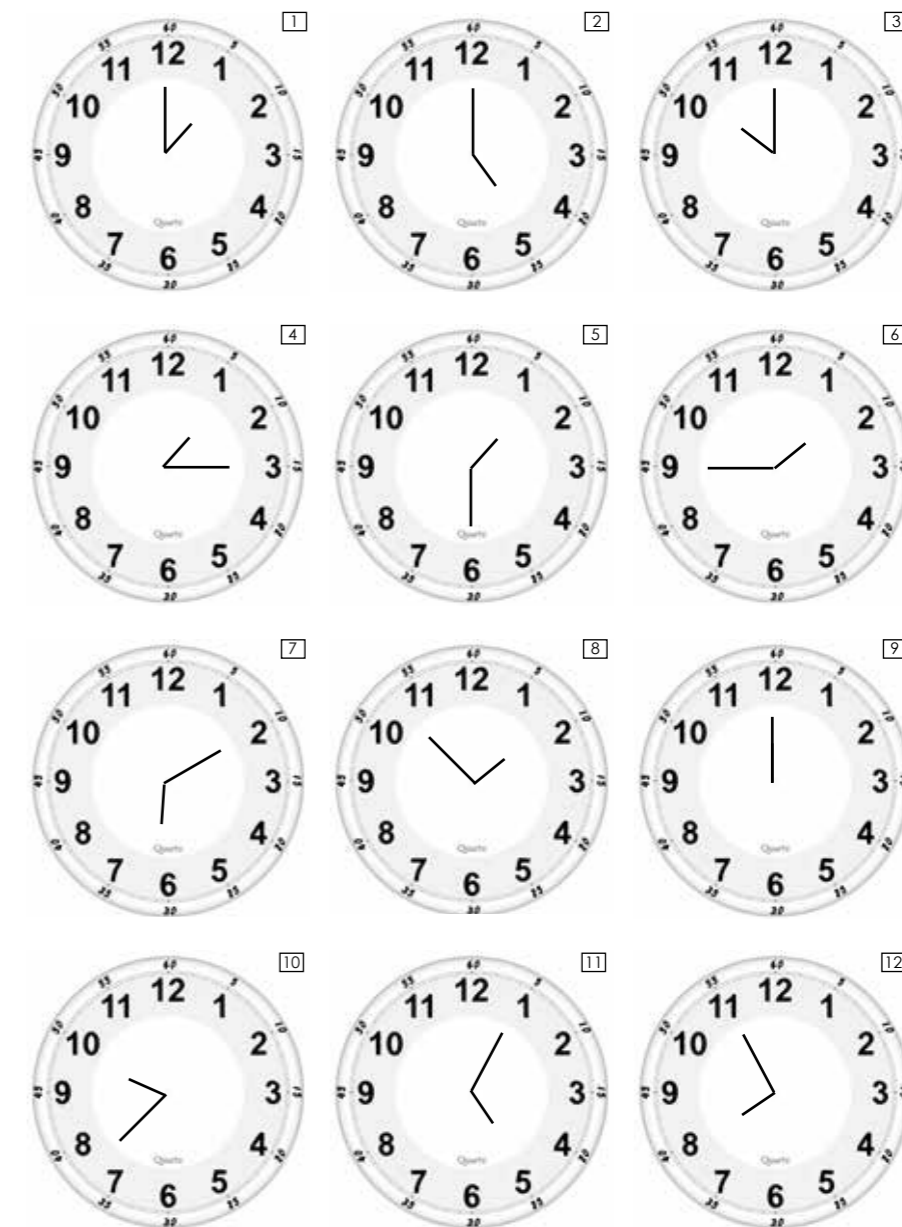
Read the example sentences on page 81. You are welcome to preview this content before the lesson.

Let's practice

Examples

- **Sentence**
- It's 9:15.
- **Question**
- Is it 5:30?
- What's the time?

Use the grammar guide and the content below to practice telling the time.



Let's speak

Read the dialogue below with your partner, then role-play telling someone the time.

- A) Excuse me. What's the time?
- B) It's 7:23.
- A) Thank you.
- B) You're welcome.

Homework

Complete the reading and writing activities below as well as the recommended e-learning activities listed in your pacing document.

Writing homework

Write 10 sentences using the grammar guide from this lesson. Check your sentences with your teacher at the start of your next class.



Goal: Talking about dates

Let's start

Read the grammar guide, then make some positive and negative example sentences using the calendar below.

Grammar guide			
Monday	is (not)	the 2nd day	of the week
Today		July	7th.
Tomorrow	is (not)		
The date		the 7th of	July
Christmas Day is (not) on			



Progression

Let's practice

Use the grammar guide and the content below to practice making sentences and asking questions about the different dates.

Examples

- **Sentence**
- New Year's Day is on the 1st of January.
- **Question**
- Is New Year's Day on the 7th of August?
- When is New Year's Day?



America

New Year's Day	1/1
Independence Day	4/7
Veteran's Day	11/11
Christmas Day	25/12



Japan

Coming of Age Day	9/1
Valentine's Day	14/2
Sea Day	17/7
Culture Day	3/11



Australia

Australia Day	26/1
Good Friday	14/4
Mother's Day	14/5
Boxing Day	26/12



England

St. Patrick's Day	17/3
Easter Monday	17/4
Father's Day	18/6
Bonfire Night	5/11

Let's speak

Read the dialogue below with your partner, then role-play talking about dates.

- A) Hi Sam. When is your birthday?
 B) My birthday is on the 7th of July.
 A) Cool. What's your favorite day of the year?
 B) My favorite day of the year is Christmas Day.
 A) When is that?
 B) Christmas day is on the 25th of December. What is your favorite day of the year?
 A) My favorite day of the year is Halloween. It's on the 31st of October.
 B) Cool. I like Halloween too.

Homework

Complete the reading and writing activities below as well as the recommended e-learning activities listed in your pacing document.

Reading homework

Read the example sentences on page 82. You are welcome to preview this content before the lesson.

Writing homework

Write 10 sentences using the grammar guide from this lesson. Check your sentences with your teacher at the start of your next class.



Goal: Expressing desire

Let's start

Read the grammar guide, then make some positive and negative example sentences using the pictures below.

Grammar guide		
I You We They	want	to go to Italy. a new car.
	don't want	
	would (not) like	
He She It Jason	wants	
	doesn't want	



a new car



new headphones



a driver's license



meet my friends



take a test



attend a meeting

Progression

Reading homework

Read the example sentences on page 83. You are welcome to preview this content before the lesson.

Let's practice

Use the grammar guide and the content below to practice making sentences and asking questions about the different people.

Examples

- **Sentence**
- He wants a raise.
- **Question**
- Does he want a raise?
- Who wants to meet people?



Chris
not attend the meeting
talk to his boss
a holiday
a raise



Emma
travel
a 1st class ticket
take lots of photos
meet people



Claire
not cook dinner
lose weight
new workout clothes
eat pizza



Justin
a new car
not take a his test
a good score
watch TV

Let's speak

Read the dialogue below with your partner, then role-play expressing desire.

- A) Hi Peter.
B) Hey Simon.
A) When is your birthday?
B) It's on the 8th of July.
A) That's soon. What do you want for your birthday?
B) I want a new computer. I want a new cellphone. I want to go on a trip. Also, I would like to have a big party with my friends.
A) Anything else?
B) Yeah. I would love a new car.

Homework

Complete the reading and writing activities below as well as the recommended e-learning activities listed in your pacing document.

Writing homework

Write 10 sentences using the grammar guide from this lesson. Check your sentences with your teacher at the start of your next class.



Goal: Expressing your preferences

Let's start

Read the grammar guide, then make some positive and negative example sentences using the pictures below.

Grammar guide		
I	love	eating sushi
	like	
	dislike	
	hate	



go to concerts



garden



clean



animals



winter



theme parks

Progression



Reading homework

Read the example sentences on page 84. You are welcome to preview this content before the lesson.


Let's practice

Key
 OO = love
 O = like
 X = dislike
 XX = hate

Examples

- Sentence**
- I like listening to music.
- Question**
- Do you like dogs?

Imagine you are the people below. Use the grammar guide and the content below to practice making sentences and asking questions.



David

play soccer	X
play video games	XX
listen to music	O
go to concerts	OO
cook	O
clean	X
meat	OO
vegetables	O
winter	O
summer	XX

Claire

ski	X
snowboard	XX
watch TV shows	O
watch movies	OO
dogs	O
cats	XX
do her homework	X
study	X
drive	O
ride a bike	OO

Let's speak

Read the dialogue below with your partner, then role-play expressing your preferences.

- A) Hi Justin. Do you like sports?
 B) Yes, I do.
 A) What sports do you like?
 B) I like tennis and soccer. Do you like playing sports?
 A) No, I don't like playing sports.
 B) What do you like playing?
 A) I like playing video games.
 B) What kind of video games do you like playing?
 A) I love playing driving games.

Homework

Complete the reading and writing activities below as well as the recommended e-learning activities listed in your pacing document.

Writing homework

Write 10 sentences using the grammar guide from this lesson. Check your sentences with your teacher at the start of your next class.



Goal: Comparing two things

Let's start

Read the grammar guide, then make some positive and negative example sentences using the adjectives below.

Grammar guide				
This	is	bigger	than	that.
		more expensive		



Progression

Reading homework

Read the example sentences on page 85. You are welcome to preview this content before the lesson.

Let's practice

Use the grammar guide and the content below to practice making sentences and asking questions about the different things / people.

Examples

- **Sentence**
- This one is bigger.
- **Question**
- Is his one bigger than that one?
- Which is bigger?



Phone	A	B
expensive	\$800	\$599
big	7"	5"
popular	X	O
easy of use	X	O



Car	A	B
fast	O	X
comfortable	O	X
cool	O	X
new	O	X



Person	A	B
tall	193	170
smart	X	O
old	26	23
kind	O	X



City	A	B
hot	29	35
quiet	X	O
lively	X	O
boring	O	X

Let's speak

Read the dialogue below with your partner, then role-play comparing two things.

- A) Hello. Can I help you?
 B) Yes. I like these two phones.
 A) Great.
 B) Which is more popular?
 A) This phone is more popular.
 B) I see. And is this phone more expensive?
 A) No, that phone is more expensive.
 B) I see. Which phone is easier to use?
 A) This phone is easier to use.

Homework

Complete the reading and writing activities below as well as the recommended e-learning activities listed in your pacing document.

Writing homework

Write 10 sentences using the grammar guide from this lesson. Check your sentences with your teacher at the start of your next class.



Goal: Comparing more than two things

Let's start

Read the grammar guide, and make some positive and negative example sentences, then select the correct word to finish each sentence below.

Grammar guide			
This	is	the biggest	out of the <u>three</u> in <u>Japan</u> .
		the best	
		the worst	
		the least expensive	
		the most expensive	

- This book is the interestingest / **most interesting** in the library.
- This one is the smallest / most small in the set.
- Karen is the smartest / most smart girl in our class.
- She is the tallest / most tall person in my family.
- This movie is the excitingest / most exciting.
- He is the best / most best runner.
- He is the angriest / the most angry.
- This box is the heaviest / the most heavy.
- This seat is the comfortablest / the least comfortable out of the five.
- Mount Everest is the highest / most high mountain in the world.

Progression



Reading homework




Read the example sentences on page 86. You are welcome to preview this content before the lesson.




Let's practice




Use the grammar guide and the content below to practice making sentences and asking questions about the different things / people.

Examples

- Sentence**
- Hamburger C is the most expensive out of the three.
- Question**
- Is camera B the fastest?
- Which person is the shortest?

			
hamburger	A	B	C
big	<input type="radio"/>	<input type="radio"/>	<input type="radio"/>
popular	<input type="radio"/>	<input type="radio"/>	<input type="radio"/>
delicious	<input type="radio"/>	<input type="radio"/>	<input type="radio"/>
expensive	<input type="radio"/>	<input type="radio"/>	<input type="radio"/>

			
camera	A	B	C
new	<input type="radio"/>	<input type="radio"/>	<input type="radio"/>
fast	<input type="radio"/>	<input type="radio"/>	<input type="radio"/>
easy-to-use	<input type="radio"/>	<input type="radio"/>	<input type="radio"/>
heavy	<input type="radio"/>	<input type="radio"/>	<input type="radio"/>

			
Person	A	B	C
happy	<input type="radio"/>	<input type="radio"/>	<input type="radio"/>
strong	<input type="radio"/>	<input type="radio"/>	<input type="radio"/>
short	<input type="radio"/>	<input type="radio"/>	<input type="radio"/>
young	<input type="radio"/>	<input type="radio"/>	<input type="radio"/>

Let's speak

Read the dialogue below with your partner, then role-play comparing more than two things.

- A) Hello. Can I help you?
 B) Yes. I want to buy a camera.
 A) What kind of camera would you like?
 B) I'd like an easy-to-use one.
 A) Here are three popular cameras.
 B) Which is the most popular?
 A) This one is the most popular.
 B) Is this one the cheapest?
 A) No, this one is the most expensive.

Homework

Complete the reading and writing activities below as well as the recommended e-learning activities listed in your pacing document.

Writing homework

Write 10 sentences using the grammar guide from this lesson. Check your sentences with your teacher at the start of your next class.



Goal: Connecting ideas

Let's start

Read the grammar guide, then make some example sentences using the hints below.

Grammar guide			
I	like pizza	and	I like <u>pasta</u> .
			<u>pasta</u> .
		but	I <u>don't like pasta</u> .
	because	<u>it tastes good</u> .	
	do not like pizza or		<u>pasta</u> .



chocolate / sweet



Korean food / spicy



toast / bland



lemon / sour



beer / bitter



chips / salty

Progression

Let's practice

Use the grammar guide and the content below to practice making sentences and asking questions about the different people.

Examples

- **Sentence**
- He likes eating Italian food, but he doesn't like cooking.
- **Question**
- Does she like Korean food or Chinese food?
- Why does she like going to Tokyo?

Sam

- eating Italian food It's delicious.
- cooking It's hard.
- live in the city It's convenient.
- live in the country It's not convenient.

Mark

- play video games It's relaxing.
- watch scary movies It's fun.
- study Japanese It's useful.
- study Spanish It's boring.

Chie

- go to Tokyo There are many good stores.
- go to Gunma There are not many good stores.
- exercise I want to lose weight.
- swim It's relaxing.

Erin

- Korean food It's spicy
- Chinese food It's oily
- cake I like sweet things.
- candy I like sweet things.

Let's speak

Read the dialogue below with your partner, then role-play talking about your preferences and connecting ideas.

- A) Hey Peter.
- B) Can you speak Japanese or Korean?
- A) Yes, I can speak Japanese and Korean.
- B) Do you like Japanese and Korean food?
- A) I like Japanese food, but I don't like Korean food because it is very spicy.
- B) I see.
- A) How about you? Do you like Japanese and Korean food?
- B) Yes, I love Japanese and Korean food.

Homework

Complete the reading and writing activities below as well as the recommended e-learning activities listed in your pacing document.

Reading homework

Read the example sentences on page 87. You are welcome to preview this content before the lesson.

Writing homework

Write 10 sentences using the grammar guide from this lesson. Check your sentences with your teacher at the start of your next class.



Book 1 - Foundations: Progress Lesson (Midway)

Tasks

Student: Complete the four tasks below.
Teacher: Note down corrections in the lesson notes, then fill in the evaluation form after all the tasks have been completed.



Speech:
 Introduce yourself and one of your friends to your teacher.



Speech:
 Tell your teacher about your kitchen. Say what's in your fridge and kitchen cupboards.



Interview:
 Ask your teacher at least five questions about their hobby.



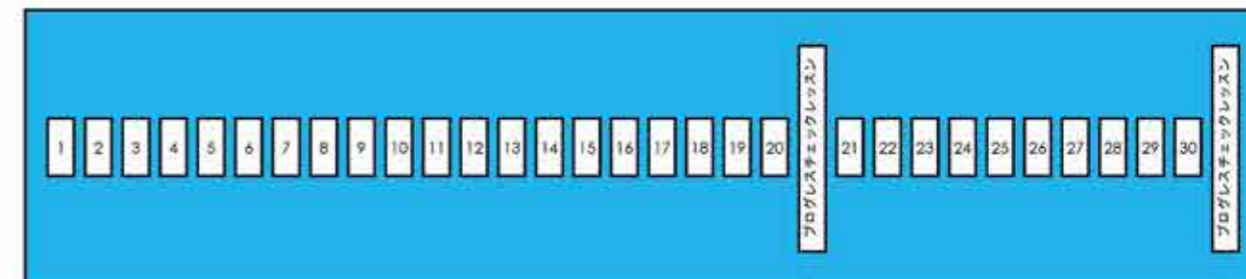
Role-play:
 Role-play going shopping. Find three items you like and compare them. Buy the best item.

学習アドバイス

このテキストブックの使い方 English Advantage: Starter - Book 1: Foundations

各テキストブックには 30 + 2回 のレッスンがあります

- ・ レギュラーレッスン - 24レッスン
- ・ レビューレッスン - 6レッスン
- ・ プロGRESSチェックレッスン - 2レッスン



このテキストブックを最大限に活用するには、各レッスンの前後に予習、復習することをお勧めします：

各レッスン前

- ・ 予習しましょう
 - レッスン内容を読み、新しい単語は辞書を使って調べましょう
- ・ パワーレビューレッスンノートを使いましょう
 - 前回のレッスンのレッスンノートを復習しましょう。ポキャブラリボックスの各単語を使って例文を作成することができます。
- ・ リーディングの宿題をしましょう
 - 次のレッスンのリーディングの宿題をし、テキストブックの後半にある答えを見て確認しましょう。次のレッスンでどのような文法や語彙が使われるか確認することができます。

各レッスン後：

- ・ ライティングの宿題をしましょう
 - ノートまたはPCでライティングの宿題をしましょう。宿題を確認したい場合、次のレッスン開始時に、先生に伝えてチェックしてもらいましょう。
- ・ パワーレビューレッスンのレコーディングを使いましょう
 - レッソンの録音を聞いて、間違えた部分を声を出して繰り返し練習してみましょう。
- ・ eラーニングを使いましょう
 スクールマスターにログインし、青いロゼッタストーンのアイコンをクリックしてeラーニングにアクセスしましょう。



ご不明な点がございましたら、お気軽にキャリアナビゲーターにご連絡ください。

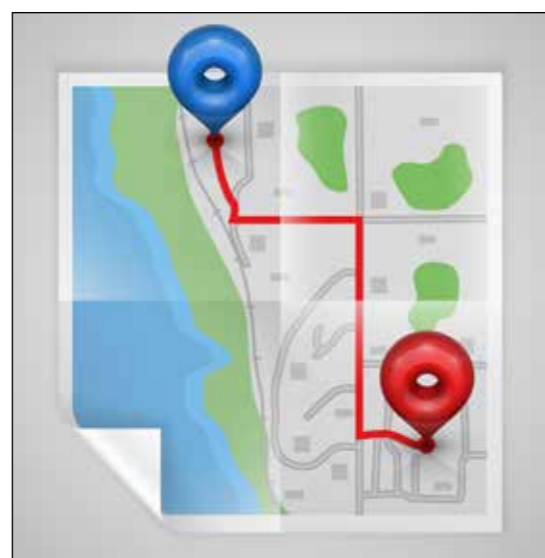


Goal: Giving commands

Let's start

Read the grammar guide, then make some positive and negative example sentences using the map below.

Grammar guide			
First, Then, After that, Finally,	go	straight	5 blocks.
		down	10th street.
		past	the theater.
	turn left / right	onto	7th street.
at		the hotel.	
don't turn right.			



Progression



Reading homework

Read the example sentences on page 88. You are welcome to preview this content before the lesson.

Let's practice

Examples

- **Sentence**
 - Go straight 5 blocks.
 - Don't go straight 6 blocks.

Use the grammar guide and the map below to practice giving commands.

	Red Street		Black Street	library	Blue Street	
7th Street	clinic	park	cafe			
8th Street		drug store		Internet cafe		
9th Street	restaurant	office building	elementary school			
10th Street	embassy	theater	mall		museum	
11th Street		apartment building	high school			
12th Street	pub	university	hotel		station	

Let's speak

Read the information below, then role-play the situation with your partner.

Situation:

Give your teacher directions from your current location to three different interesting places nearby.

Homework

Complete the reading and writing activities below as well as the recommended e-learning activities listed in your pacing document.

Writing homework

Write 10 sentences using the grammar guide from this lesson. Check your sentences with your teacher at the start of your next class.



Goal: Describing current actions

Let's start

Read the grammar guide, then make some positive and negative example sentences using the hints below.

Grammar guide		
I	am (not)	studying.
You We They	are (not)	
He She It	is (not)	

- we / write = e.g. We are writing.
- she / sing
- I / stand
- they / sit
- Sue / read a book
- he / play soccer
- I / run
- Sam / talk
- Greg and Sam / work
- Erin / dance

Progression


Let's practice

Examples

- Sentence**
- They are watching TV.
- Question**
- Are they watching TV?
- Who is watching TV?

Use the grammar guide and the content below to practice making sentences and asking questions about the different people.

cook / clean / watch / listen to music / garden / ride / read a book / play a video game / shop / snowboard / greet / hike / play tennis / run / brush your teeth



Let's speak


Read the information below, then role-play the situation with your partner.

Situation:
Show your teacher a photo and explain who the people are and what they are doing.

Note: You can use a real photo or a photo from Google image search

Homework

Complete the reading and writing activities below as well as the recommended e-learning activities listed in your pacing document.



Reading homework Read the example sentences on page 89. You are welcome to preview this content before the lesson.

Writing homework Write 10 sentences using the grammar guide from this lesson. Check your sentences with your teacher at the start of your next class.



Goal: Describing future plans

Let's start

Read the grammar guide, then make some positive and negative example sentences using the verbs below.

Grammar guide			
I	am (not) going to		
You We They	are (not) going to	fly to China	tomorrow
He She It	is (not) going to		



depart



pack



check into



fly



stay



go on a tour

Progression

Let's practice

Use the grammar guide and the content below to practice making sentences and asking questions about what the person is going to do.

Examples

- **Sentence**
- He is going to pack his suitcase on Monday.
- **Question**
- Is he going to pack his suitcase on Monday?
- When is he going to pack his suitcase?
- What is he going to do on Monday?

Weekly planner (next week)

Monday
pack suitcase

Tuesday
go to the airport, fly to America
Notes: Depart Narita at 9:00
Arrive JFK at 8:00

Wednesday
check into hotel, and relax by the pool
Notes: ANA Hotel
stay 3 nights

Thursday
meet friends, and go to a nice restaurant for dinner

Friday
do some sight-seeing, go on a tour, take some photos

Saturday
see the Statue of Liberty, see a Broadway show

Sunday
return to Tokyo, unpack

Let's speak

Read the information below, then role-play the situation with your partner.

Situation:

Tell your teacher about your plans for next week. Explain what you are going to do on each day. Find out about your teacher's plans for next week.

Homework

Complete the reading and writing activities below as well as the recommended e-learning activities listed in your pacing document.

Reading homework

Read the example sentences on page 90. You are welcome to preview this content before the lesson.

Writing homework

Write 10 sentences using the grammar guide from this lesson. Check your sentences with your teacher at the start of your next class.



Goal: Making decisions and predictions

Let's start

Read the grammar guide, and make some positive and negative example sentences, then decide if the sentences below are correct or incorrect.

Grammar guide			
I You We They He She It	will (not)	watch TV	tonight.

- | | |
|--|----------------------------|
| 1. I will do my homework at 6:00. | correct / incorrect |
| 2. I will be have pizza for dinner tonight. | correct / incorrect |
| 3. You will go to Tokyo on Wednesday. | correct / incorrect |
| 4. Sam will not does him homework. | correct / incorrect |
| 5. We won't arrive in the morning. | correct / incorrect |
| 6. He wills leave in five hours. | correct / incorrect |
| 7. She will open the door on Thursday. | correct / incorrect |
| 8. They will is watch TV later. | correct / incorrect |
| 9. It will be cold tomorrow. | correct / incorrect |
| 10. I won't go to work the day after tomorrow. | correct / incorrect |

Let's practice

Examples

- **Sentence**
- He will go to Tokyo.
- **Question**
- Will he do his homework?

Use the grammar guide and the content below to practice making sentences and asking questions about what the people will do.



- check into her room
- unpack her suitcase



- go to the cinema
- see a movie
- eat popcorn
- not talk



- study for the test
- take a test
- pass the test
- not fail the test



- turn on the washing machine
- wash his clothes
- dry his clothes



- cook lunch
- take a photo
- not post the photo online



- stay home
- not go to school
- take medicine
- sleep a lot



- buy a train ticket
- take the A train
- change at Central station



- go skiing
- bring his skis
- not rent skiwear
- have fun



- send an email
- call her boss
- see her client
- attend a meeting

Let's speak

Read the information below, then role-play the situation with your partner.

Situation:

Tomorrow is a holiday. You don't have any plans. Tell your teacher:

- when you will wake up
- three things you will do
- what you will eat for lunch / dinner

Homework

Complete the reading and writing activities below as well as the recommended e-learning activities listed in your pacing document.

Progression



Reading homework

Read the example sentences on page 91. You are welcome to preview this content before the lesson.

Writing homework

Write 10 sentences using the grammar guide from this lesson. Check your sentences with your teacher at the start of your next class.



Goal: Sharing facts

Let's start

Read the grammar guide, then make some positive and negative example sentences using the hints below.

Grammar guide		
I You We They	eat	pizza.
	don't eat	
He She John Alice It	eats	
	doesn't eat	

- (eat) She always eats rice for breakfast.
- (live) He _____ in Osaka. I don't _____ in Osaka.
- (hate) You _____ spicy food.
- (like) I _____ movies. I don't _____ love stories.
- (do) She always _____ her homework.
- (speak) I _____ Japanese. I don't _____ Chinese.
- (work) They _____ at Sony. I don't _____ at Sony.
- (play) He _____ soccer. He doesn't _____ video games.
- (cook) She _____ dinner.
- (have) I _____ three brothers. I don't _____ any sisters.

Progression



Reading homework

Read the example sentences on page 92. You are welcome to preview this content before the lesson.

Let's practice

Examples

- Sentence**
- He speaks English.
- Question**
- Does he live in New York?

Use the grammar guide and the content below to practice making sentences and asking questions about the different people.



Meg

- live in New York
- go to high school
- study every day
- do her homework

Sophie

- have black hair
- clean her house
- make cakes
- swim every day

Jasmine

- walk every day
- go shopping
- buy shoes
- talk to her friends



Ella

- like video games
- ask lots of questions
- hate vegetables

Chris

- take the train to work
- eat spicy food
- study Korean

Tom

- need a vacation
- start work at 8:00
- finish work at 19:00
- wake up at 6:00



Mark

- listen to music
- drive a car
- speak Spanish
- wash his car

Eric

- want a new PC
- ride a bike
- write reports
- meet client

Brad

- read books
- eat salad
- go to the gym
- exercise

Let's speak

Read the information below, then role-play the situation with your partner.

Situation:

Tell your teacher some facts about yourself and our friends. Then ask your teacher some questions and find out about them.

Homework

Complete the reading and writing activities below as well as the recommended e-learning activities listed in your pacing document.

Writing homework

Write 10 sentences using the grammar guide from this lesson. Check your sentences with your teacher at the start of your next class.

Lesson
26



Goal: Describing your habits (1)

Let's start

Read the grammar guide, then use the hints below to practice making sentences.

Grammar guide		
I You We They	always (100%) usually (70%) often (50%) sometimes (30%)	<u>eat pizza</u>
He She It	rarely (10%) never (0%)	<u>eats pizza</u>

- (100%) I always do my homework.
- (70%) You usually have dinner at home.
- (30%) He sometimes arrives late.
- (0%) She never studies Korean.
- (100%) It is always hot in Japan in summer.
- (50%) We often watch TV at night.
- (100%) Mark always brushes his teeth.
- (10%) I rarely use my phone at work.
- (30%) He sometimes speaks Chinese.
- (50%) They often go surfing.

Progression



Reading homework

Read the example sentences on page 93. You are welcome to preview this content before the lesson.

Let's practice

Examples

- Sentence**
- She usually goes shopping on Sunday.
- Question**
- Does she sometimes buy oranges?
- How often does she buy oranges?

Use the grammar guide and the content below to practice making sentences and asking questions about the peoples' habits.



- (70%) go shopping on Sunday
- (50%) buy oranges



- (70%) play tennis on the weekend
- (50%) practice at home
- (0%) play soccer



- (100%) eat healthy foods
- (70%) lift heavy weights
- (10%) do aerobics



- (100%) drink coffee in the morning
- (70%) commute to work by train



- (70%) go surfing on Monday
- (50%) wear a wetsuit
- (30%) see sharks



- (100%) arrive early
- (70%) work overtime
- (50%) eat lunch at her desk



- (70%) ride his bike to work
- (100%) wear a helmet
- (0%) crash



- (70%) buy new shirts
- (0%) go to the mall
- (100%) shop online



- (70%) watch comedy movies on TV
- (10%) watch horror movies

Let's speak

Read the information below, then role-play the situation with your partner.

Situation:

You want to know more about your teacher. Interview your teacher about their habits, then tell your teacher about your habits.

Homework

Complete the reading and writing activities below as well as the recommended e-learning activities listed in your pacing document.

Writing homework

Write 10 sentences using the grammar guide from this lesson. Check your sentences with your teacher at the start of your next class.



Goal: Describing your habits (2)

Let's start

Read the grammar guide, then make some example sentences using the verbs below.

Grammar guide			
!	go to Tokyo	every	minute.
		once a	hour.
		twice a	day.
		three times a	week.
			month.
			year.



take a taxi



have a party



do the laundry



see a doctor



move house



cut the grass

Progression

Let's practice

Use the grammar guide and the content below to practice making sentences and asking questions about the different people.

Examples

- **Sentence**
- She orders pizza once a week.
- **Question**
- Does she order pizza once a week?
- How often does she order pizza?



- work 5 X week
- order pizza 1 x week
- drink coffee 1 x morning
- get a hair cut 1 x month
- see her friends 1 x day



- do the laundry 1 X 2 days
- cut the grass 1 x month
- go hiking 1 x 2 weeks
- see a doctor 6 x months
- shave 1 x week



- travel 1 X month
- check his email 1 x hour
- move house 1 x 4 years
- take a taxi 4 x week
- attend meetings 1 x day



- exercise 6 X week
- listen to music 1 x day
- have a party 1 x month
- call her parents 3 x week
- go shopping 1 x Sunday

Let's speak

Read the dialogue below with your partner, then role-play talking about your habits.

- A) Hi Jessica. What are your hobbies?
- B) I like studying Spanish
- A) Cool. How many times a week do you study Spanish?
- B) I usually study Spanish twice a week. How about you? What are your hobbies?
- A) I like playing video games.
- B) How many times a week do you play video games?
- A) I play video games every day.
- B) I see.

Homework

Complete the reading and writing activities below as well as the recommended e-learning activities listed in your pacing document.

Reading homework

Read the example sentences on page 94. You are welcome to preview this content before the lesson.

Writing homework

Write 10 sentences using the grammar guide from this lesson. Check your sentences with your teacher at the start of your next class.



Goal: Talking about when you do things

Let's start

Read the grammar guide, then fill in the gaps below using the correct words.

Grammar guide			
I	watch TV	in	the morning.
			the afternoon.
			the evening.
		on	spring.
			August.
			Monday.
		at	the weekend.
			7:40.
			night.
			from 10:00 to 13:00

- I wake up ____ at ____ 7:00 am.
- He leaves for work _____ 8:00 am.
- You always drink coffee _____ the morning.
- I sometimes do my homework _____ night.
- We like going skiing _____ winter.
- They finish school _____ the afternoon.
- I never go to bed _____ 21:00 pm.
- He usually works _____ Monday to Friday.
- We always have a Christmas party _____ December.
- My friends and I usually play baseball _____ the weekend.

Progression

Let's practice

Examples

- Sentence**
- He wakes up at 7:00.
- Question**
- Does he wake up at 7:00?
- When does he wake up?

Use the grammar guide and the content below to practice making sentences and asking questions about when you do things.



Let's speak

Read the dialogue below with your partner, then role-play talking about when you do things.

- A) Hi John. When do you usually work?
 B) I usually work from Monday to Friday.
 A) Do you sometimes work on the weekend?
 B) No, I never work on the weekend.
 A) What do you usually do on the weekend?
 B) In the morning, I usually watch TV. In the afternoon, I usually go shopping or see my friends. At night, I usually have dinner with my family. How about you?
 A) I usually clean my house on the weekend.

Homework

Complete the reading and writing activities below as well as the recommended e-learning activities listed in your pacing document.



Reading homework Read the example sentences on page 95. You are welcome to preview this content before the lesson.

Writing homework Write 10 sentences using the grammar guide from this lesson. Check your sentences with your teacher at the start of your next class.

Lesson
29



Goal: Describing past states

Let's start

Read the grammar guide, then fill in the gaps below using "was" or "were".

Grammar guide		
I He She It	was (not)	a <u>teacher</u> . in <u>Tokyo</u> . <u>happy</u> .
You We They	were (not)	<u>sleeping</u> .

- I _____ was _____ a manager five years ago.
- Where _____ you yesterday?
- He _____ in Tokyo last night.
- I _____ there with my friends.
- We _____ at the party until 9:00 pm.
- It _____ very hot yesterday.
- _____ they studying at 1:00 pm?
- We _____ not sick last week.
- She _____ a university student last year.
- I _____ working until 11:00 pm last night.

Progression



Reading homework

Read the example sentences on page 96.
You are welcome to preview this content before the lesson.

Let's practice

Examples

- **Sentence**
- He was happy.
- **Question**
- Was he happy?

Use the grammar guide and the content below to practice making sentences and asking questions about the different pictures.



yesterday

- working



last night

- at a concert



in winter

- cold



on Sunday

- with my friends



in 2005

- a chef



this morning

- reading a book



last week

- sick



10 years ago

- a student



in 2014

- in London



1 month ago

- busy



in April

- raining



on the weekend

- at home

Let's speak

Read the information below, then role-play the situation with your partner.

Situation:

You went to an event yesterday. Tell your teacher where you were and what the event was like. Ask your teacher about an event they went to. Find out what the event was like.

Homework

Complete the reading and writing activities below as well as the recommended e-learning activities listed in your pacing document.

Writing homework

Write 10 sentences using the grammar guide from this lesson.
Check your sentences with your teacher at the start of your next class.



Goal: Describing past actions

Let's start

Read the grammar guide, then use the words below to fill in the gaps.

Grammar guide			
I You He She It We They	cleaned	the house	yesterday.
	didn't clean		

called / played / had / sent / watched / washed / studied / did / went / drank

- I played tennis yesterday.
- I _____ to Australia last year
- They _____ TV.
- They _____ dinner at 10:00 last night.
- You _____ an email.
- He _____ his HW.
- He _____ his car this morning.
- I _____ English last night.
- She _____ her friend last night.
- You _____ some orange juice this morning.

Progression



Reading homework

Read the example sentences on page 97.
You are welcome to preview this content before the lesson.

Let's practice

Use the grammar guide and the content below to practice making sentences and asking questions about what the person did last week.

Examples

- Sentence**
- He woke up at 6:00.
- Question**
- Did he fly to Osaka on Monday?

Weekly planner (last week)

- Monday**
wake up at 6:00, wash my clothes, fly to Osaka, meet with client
- Tuesday**
return to Tokyo, have lunch with Peter, speak with my boss, wear nice suit
- Wednesday**
call Simon, talk about the project, play tennis
- Thursday**
send an email to Mark, attend sales meeting
- Friday**
finish work early, go to the gym, cook dinner
- Saturday**
go shopping, buy a present for Meg, go to Meg's party
- Sunday**
study Spanish, clean the house, do grocery shopping, watch a movie

Let's speak

Read the information below, then role-play the situation with your partner.

Situation:

Tell your teacher what you did last week. Explain what you did on each day. Find out what your teacher did last week.

Homework

Complete the reading and writing activities below as well as the recommended e-learning activities listed in your pacing document.

Writing homework

Write 10 sentences using the grammar guide from this lesson.
Check your sentences with your teacher at the start of your next class.



Book 1 - Foundations: Progress Lesson (Final)

Tasks

Student: Complete the four activities below.
Teacher: Note down corrections in the lesson notes, then fill in the evaluation form after all the tasks have been completed.



CEFR A1 Level - Speaking Task #1

Speech:
 Give your teacher directions from your current location to somewhere you like to go.



CEFR A1 Level - Speaking Task #2

Speech:
 Tell your teacher about your daily routine. Tell your teacher what you do, when you do it, and how often you do it.



CEFR A1 Level - Speaking Task #3

Interview:
 Ask your teacher at least five questions about what they did last week and what their plans for next week are.



CEFR A1 Level - Speaking Task #4

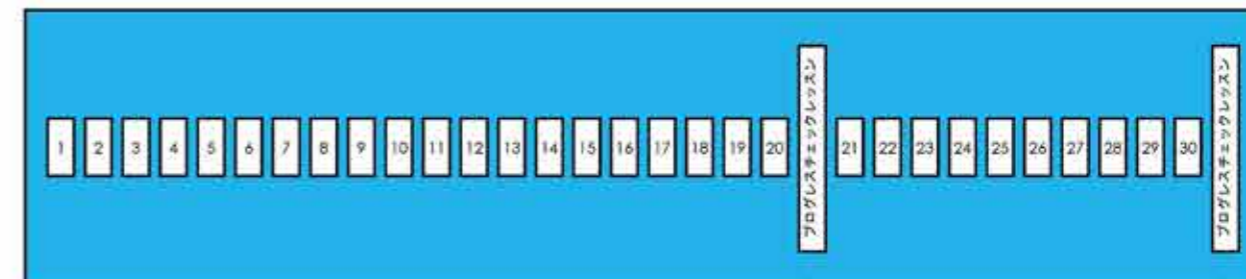
Role-play:
 Role-play meeting someone at a party. Introduce yourself and talk about your hometown, your job, and your family. Ask questions to find out about your partner's hometown, job, and family.

学習アドバイス

次のテキストブックの使い方 English Advantage: Starter - Book 1

各テキストブックには 30 + 2回 のレッスンがあります

- ・ レギュラーレッスン - 24レッスン
- ・ レビューレッスン - 6レッスン
- ・ プログレスチェックレッスン - 2レッスン



このテキストブックを最大限に活用するには、各レッスンの前後に予習、復習することをお勧めします：

各レッスン前

- ・ 予習しましょう
 - レッスン内容を読み、新しい単語は辞書を使って調べましょう
- ・ パワーレビューレッスンノートを使いましょう
 - 前回のレッスンのレッスンノートを復習しましょう。ポキャブラリボックスの各単語を使って例文を作成することができます。
- ・ リーディングの宿題をしましょう
 - 次のレッスンのリーディングの宿題をし、テキストブックの後半にある答えを見て確認しましょう。次のレッスンでどのような文法や語彙が使われるか確認することができます。

各レッスン後：

- ・ ライティングの宿題をしましょう
 - ノートまたはPCでライティングの宿題をしましょう。宿題を確認したい場合、次のレッスン開始時に、先生に伝えてチェックしてもらいましょう。
- ・ パワーレビューレッスンのレコーディングを使いましょう
 - レッスンの録音を聞いて、間違えた部分を声を出して繰り返し練習してみましょう。
- ・ eラーニングを使いましょう
 - スクールマスターにログインし、青いロゼッタストーンアイコンをクリックしてeラーニングにアクセスしましょう。



ご不明な点がございましたら、お気軽にキャリアナビゲーターにご連絡ください。

Homework Section

Lesson 01

Lesson

Introducing yourself
- grammar practice

Reading

Read the example sentences below. Write 10 similar sentences using the grammar from today's lesson. Use a dictionary to look up the meanings of new words.

- I am Peter.
- I am not Kate.
- I am 32 years old.
- I am not 26 years old.
- I am from Sydney.
- I am not from Italy.
- I am American.
- I am not Spanish.
- I am a student.
- I am not a doctor.

Writing

1. _____
2. _____
3. _____
4. _____
5. _____
6. _____
7. _____
8. _____
9. _____
10. _____

Homework Section

Lesson 02

Lesson

Introducing other people
- grammar practice

Reading

Read the example sentences below. Write 10 similar sentences or questions using the grammar from today's lesson. Use a dictionary to look up the meanings of new words.

- Emma is a nurse.
- She is not a doctor.
- David is a bus driver.
- He is not a fireman.
- Alice and Meg are not managers.
- Martin and Dennis are builders.
- Is Tom a reporter?
- Is Mark a football player?
- Who is he?
- Who is from America?
- Who is Italian?

Writing

1. _____
2. _____
3. _____
4. _____
5. _____
6. _____
7. _____
8. _____
9. _____
10. _____

Homework Section

Lesson 03

Lesson

Exchanging personal information
- grammar practice

Reading

Read the example sentences below. Write 10 similar sentences or questions using the grammar from today's lesson. Use a dictionary to look up the meanings of new words.

- Your middle name is Michael.
- My family name is not Smith.
- Her nationality is American.
- Her date of birth is 8/4/78.
- His star sign is not Taurus.
- His nickname is Dave.
- Is your blood type A+?
- Is your fax number 555-817-527?
- Whose cellphone number is 555-111-999?
- Whose birthday is tomorrow?

Writing

1. _____
2. _____
3. _____
4. _____
5. _____
6. _____
7. _____
8. _____
9. _____
10. _____

Homework Section

Lesson 04

Lesson

Describing your skills
- grammar practice

Reading

Read the example sentences below. Write 10 similar sentences or questions using the grammar from today's lesson. Use a dictionary to look up the meanings of new words.

- I can draw.
- I can't swim.
- My sister can drive a car.
- My sister can speak three languages.
- My father can sing very well.
- My mother can cook very well.
- Who can't read Chinese?
- Who can't dance well?
- Can your brother surf?
- Can you use a computer?

Writing

1. _____
2. _____
3. _____
4. _____
5. _____
6. _____
7. _____
8. _____
9. _____
10. _____

Homework Section

Lesson 05

Lesson

Making requests
- grammar practice

Reading

Read the example sentences below. Write 10 similar questions using the grammar from today's lesson. Use a dictionary to look up the meanings of new words.

- Can you lend me a pen?
- Can you open the door?
- Can you close the window?
- Can you turn off the light?
- Can you turn on the TV?
- Can I borrow \$5?
- Can I smoke here?
- Can I leave?
- Can I go to the bathroom?
- Can I come to the party?

Writing

1. _____
2. _____
3. _____
4. _____
5. _____
6. _____
7. _____
8. _____
9. _____
10. _____

Homework Section

Lesson 06

Lesson

Identifying things
- grammar practice

Reading

Read the example sentences below. Write 10 similar sentences or questions using the grammar from today's lesson. Use a dictionary to look up the meanings of new words.

- This is a hat.
- That is \$50.
- This jumper is yellow.
- That suit is not \$100.
- These mittens are red.
- These pajamas are not cute.
- How much is this hoodie?
- How much is that vest?
- How much are those trainers?
- How much are these shorts?

Writing

1. _____
2. _____
3. _____
4. _____
5. _____
6. _____
7. _____
8. _____
9. _____
10. _____

Homework Section

Lesson 07

Lesson

Talking about possession
- grammar practice

Reading

Read the example sentences below. Write 10 similar sentences or questions using the grammar from today's lesson. Use a dictionary to look up the meanings of new words.

- I have a nice car.
- I don't have blue eyes.
- He has a big TV.
- They have new books.
- She has black hair.
- He doesn't have a fever.
- Do you have a sister?
- Do you have a beard?
- Who has a brother?
- Who has blond hair?

Writing

1. _____
2. _____
3. _____
4. _____
5. _____
6. _____
7. _____
8. _____
9. _____
10. _____

Homework Section

Lesson 08

Lesson

Describing people
- grammar practice

Reading

Read the example sentences below. Write 10 similar sentences or questions using the grammar from today's lesson. Use a dictionary to look up the meanings of new words.

- I am tall.
- She is very happy.
- She is not short.
- Tom is a kind person.
- Alice is a good boss.
- She is a nice lady.
- Are you happy?
- Is his brother young?
- Who is kind?
- Who is shy?

Writing

1. _____
2. _____
3. _____
4. _____
5. _____
6. _____
7. _____
8. _____
9. _____
10. _____

Homework Section

Lesson 09

Lesson

Sharing your opinion
- grammar practice

Reading

Read the example sentences below. Write 10 similar sentences or questions using the grammar from today's lesson. Use a dictionary to look up the meanings of new words.

- I think traveling is not cheap.
- I think cleaning my house is boring.
- I think shopping is fun.
- I don't think cooking is stressful.
- I don't think drawing is easy.
- Do you think swimming is fun?
- Do you think studying Spanish is important?
- Do you think going to the beach is a good idea?
- Do you think skiing is safe?
- Do you think learning English is hard?

Writing

1. _____
2. _____
3. _____
4. _____
5. _____
6. _____
7. _____
8. _____
9. _____
10. _____

Homework Section

Lesson 10

Lesson

Talking about existence
- grammar practice

Reading

Read the example sentences below. Write 10 similar sentences or questions using the grammar from today's lesson. Use a dictionary to look up the meanings of new words.

- There is a mall.
- There is a museum.
- There are many houses.
- There are many people.
- There is no hospital.
- There are no convenience stores.
- There are no supermarkets.
- Is there an airport?
- How many parks are there?
- How many stations are there?

Writing

1. _____
2. _____
3. _____
4. _____
5. _____
6. _____
7. _____
8. _____
9. _____
10. _____

Homework Section

Lesson 11

Lesson

Counting food
- grammar practice

Reading

Read the example sentences below. Write 10 similar sentences or questions using the grammar from today's lesson. Use a dictionary to look up the meanings of new words.

- There is no milk.
- There is not much ice.
- There is some pasta.
- There is a lot of rice.
- How much cheese is there?
- There are no olives.
- There are not many eggs.
- There are some carrots.
- There are many cookies.
- How many bags are there?

Writing

1. _____
2. _____
3. _____
4. _____
5. _____
6. _____
7. _____
8. _____
9. _____
10. _____

Homework Section

Lesson 12

Lesson

Describing quantities
- grammar practice

Reading

Read the example sentences below. Write 10 similar sentences or questions using the grammar from today's lesson. Use a dictionary to look up the meanings of new words.

- I need a box of chocolates.
- There are three slices of ham.
- There is a jug of water.
- I need a bottle of orange juice.
- I need a loaf of bread.
- There is a kilo of meat.
- I need a bar of soap.
- I need a cup of tea.
- Are there two cans of cola?
- How many jars of honey are there?

Writing

1. _____
2. _____
3. _____
4. _____
5. _____
6. _____
7. _____
8. _____
9. _____
10. _____

Homework Section

Lesson 13

Lesson

Talking about locations
- grammar practice

Reading

Read the example sentences below. Write 10 similar sentences or questions using the grammar from today's lesson. Use a dictionary to look up the meanings of new words.

- The PC is on the table.
- My mail box is in front of my house.
- The chairs are around the table.
- The clock is above you.
- I am at home.
- Your phone is under that book.
- This store is across from that store.
- The wires are behind the TV.
- The pen is between the cup and the glass.
- His pen is in his pocket.

Writing

1. _____
2. _____
3. _____
4. _____
5. _____
6. _____
7. _____
8. _____
9. _____
10. _____

Homework Section

Lesson 14

Lesson

Telling the time
- grammar practice

Reading

Read the example sentences below. Write 10 similar sentences or questions using the grammar from today's lesson. Use a dictionary to look up the meanings of new words.

- The time is seven past five.
- The time is quarter to four.
- The time is half past six.
- It's noon.
- It's midnight.
- It's seven o nine.
- Is it ten am?
- Is it five thirty?
- Is it one o'clock?
- What's the time?

Writing

1. _____
2. _____
3. _____
4. _____
5. _____
6. _____
7. _____
8. _____
9. _____
10. _____

Homework Section

Lesson 15

Lesson

Talking about dates
- grammar practice

Reading

Read the example sentences below. Write 10 similar sentences or questions using the grammar from today's lesson. Use a dictionary to look up the meanings of new words.

- Today is the 9th of May.
- Tomorrow is the 10th of May.
- Labor Day is on September 4th.
- Boxing Day is on the 26th of December.
- Is Christmas Day on the 25th of December?
- Is today the 3rd of July?
- Is Wednesday the second day of the week?
- What is the 6th month of the year?
- What is the date today?
- When is your birthday?

Writing

1. _____
2. _____
3. _____
4. _____
5. _____
6. _____
7. _____
8. _____
9. _____
10. _____

Homework Section

Lesson 16

Lesson

Expressing desire
- grammar practice

Reading

Read the example sentences below. Write 10 similar sentences or questions using the grammar from today's lesson. Use a dictionary to look up the meanings of new words.

- I want a dog.
- I want to travel.
- I don't want to clean my house.
- He doesn't want to cook dinner tonight.
- They don't want to go shopping.
- They would love to buy a house.
- He wouldn't like that.
- She would like a new bag.
- Who would like a drink?
- Would he like a present?
- Would you like to come to the party?

Writing

1. _____
2. _____
3. _____
4. _____
5. _____
6. _____
7. _____
8. _____
9. _____
10. _____

Homework Section

Lesson 17

Lesson

Expressing your preferences
- grammar practice

Reading

Read the example sentences below. Write 10 similar sentences or questions using the grammar from today's lesson. Use a dictionary to look up the meanings of new words.

- I like dogs.
- I don't like cats.
- I love dancing.
- I like studying languages.
- I don't like running.
- I hate washing dishes.
- I love watching horror movies.
- Do you like cats?
- Do you dislike vegetables?
- Do you like living here?
- Do you hate cleaning?

Writing

1. _____
2. _____
3. _____
4. _____
5. _____
6. _____
7. _____
8. _____
9. _____
10. _____

Homework Section

Lesson 18

Lesson

Comparing two things
- grammar practice

Reading

Read the example sentences below. Write 10 similar sentences or questions using the grammar from today's lesson. Use a dictionary to look up the meanings of new words.

- This ladder is taller.
- This shirt is bigger.
- This dress is nicer than that one.
- This TV is more expensive than that one.
- This PC is less expensive than that one.
- Which is bigger?
- Which model is cheaper?
- Is this one more popular than that one?
- Is that one heavier?
- Is that rope longer?

Writing

1. _____
2. _____
3. _____
4. _____
5. _____
6. _____
7. _____
8. _____
9. _____
10. _____

Homework Section

Lesson 19

Lesson

Comparing more than two things
- grammar practice

Reading

Read the example sentences below. Write 10 similar sentences or questions using the grammar from today's lesson. Use a dictionary to look up the meanings of new words.

- This game is the most exciting.
- This phone is the newest.
- This model is the most popular.
- My dad is the oldest in my family.
- Is this movie the best?
- Is that one the worst?
- Which one is the nicest?
- Which one is the least comfortable?
- Who is the fastest?
- Who is the tallest in your family?

Writing

1. _____
2. _____
3. _____
4. _____
5. _____
6. _____
7. _____
8. _____
9. _____
10. _____

Homework Section

Lesson 20

Lesson

Connecting ideas
- grammar practice

Reading

Read the example sentences below. Write 10 similar sentences or questions using the grammar from today's lesson. Use a dictionary to look up the meanings of new words.

- I like studying English and Chinese.
- I like ice cream and I like sweets.
- I like cats and dogs.
- I like swimming because it's fun.
- I like exercising because I want to lose weight.
- I don't like cats or dogs.
- I don't like country or rap music.
- I like cooking, but I don't like cleaning.
- I speak Japanese, but I don't live in Japan.
- I like spicy foods, but I don't like sour foods.

Writing

1. _____
2. _____
3. _____
4. _____
5. _____
6. _____
7. _____
8. _____
9. _____
10. _____

Homework Section

Lesson 21

Lesson

Giving commands
- grammar practice

Reading

Read the example sentences below. Write 10 similar sentences or questions using the grammar from today's lesson. Use a dictionary to look up the meanings of new words.

- Go straight 100 meters.
- Go straight five blocks.
- Go to the bank.
- Go past the bank.
- Turn right at the school.
- Turn left onto Red Street.
- Don't open the window.
- Don't close the door.
- Don't stop there.
- Don't eat that.

Writing

1. _____
2. _____
3. _____
4. _____
5. _____
6. _____
7. _____
8. _____
9. _____
10. _____

Homework Section

Lesson 22

Lesson

Describing current actions
- grammar practice

Reading

Read the example sentences below. Write 10 similar sentences or questions using the grammar from today's lesson. Use a dictionary to look up the meanings of new words.

- I am helping.
- He is running.
- She is sleeping.
- We are not working.
- I am not using this computer.
- They are not watching TV.
- Is she playing tennis?
- Are you reading this?
- Who is sitting here?
- Who is talking?

Writing

1. _____
2. _____
3. _____
4. _____
5. _____
6. _____
7. _____
8. _____
9. _____
10. _____

Homework Section

Lesson 23

Lesson

Describing future plans
- grammar practice

Reading

Read the example sentences below. Write 10 similar sentences or questions using the grammar from today's lesson. Use a dictionary to look up the meanings of new words.

- I am going to buy a new car.
- He is going to pack his suitcase.
- We are not going to do anything.
- Is he going to bring his camera?
- Are they going to come too?
- Are you going to go to the gym tomorrow?
- Who is going to do this?
- When are you going to return?
- How long are you going to stay?
- Which hotel are you going to stay at?

Writing

1. _____
2. _____
3. _____
4. _____
5. _____
6. _____
7. _____
8. _____
9. _____
10. _____

Homework Section

Lesson 24

Lesson

Making decisions and predictions
- grammar practice

Reading

Read the example sentences below. Write 10 similar sentences or questions using the grammar from today's lesson. Use a dictionary to look up the meanings of new words.

- I will have pizza for dinner.
- He will arrive soon.
- She will love the present.
- I think the movie will be good.
- I won't tell him.
- I'll talk to him about it.
- She won't be late.
- Who will do it?
- When will you leave?
- What will you do tomorrow?

Writing

1. _____
2. _____
3. _____
4. _____
5. _____
6. _____
7. _____
8. _____
9. _____
10. _____

Homework Section

Lesson 25

Lesson

Sharing facts
- grammar practice

Reading

Read the example sentences below. Write 10 similar sentences or questions using the grammar from today's lesson. Use a dictionary to look up the meanings of new words.

- I teach English.
- I live in Japan.
- He works at Sony.
- They have two kids.
- She has black hair.
- They like studying French.
- He speaks Korean.
- I don't wake up at 6:00.
- Do you enjoy playing soccer?
- Who starts work at 7:00?

Writing

1. _____
2. _____
3. _____
4. _____
5. _____
6. _____
7. _____
8. _____
9. _____
10. _____

Homework Section

Lesson 26

Lesson

Describing your habits (1)
- grammar practice

Reading

Read the example sentences below. Write 10 similar sentences or questions using the grammar from today's lesson. Use a dictionary to look up the meanings of new words.

- I always do my homework.
- We often have a meeting on Saturday.
- He usually listens to music on the train.
- She sometimes smokes.
- They rarely go to Tokyo.
- I never speak French.
- Does he sometimes arrive late?
- Do you usually have pizza for dinner on Friday?
- How often do you come here?
- How often does he study Spanish?

Writing

1. _____
2. _____
3. _____
4. _____
5. _____
6. _____
7. _____
8. _____
9. _____
10. _____

Homework Section

Lesson 27

Lesson

Describing your habits (2)
- grammar practice

Reading

Read the example sentences below. Write 10 similar sentences or questions using the grammar from today's lesson. Use a dictionary to look up the meanings of new words.

- I go there once a week.
- She usually goes shopping once a month.
- You eat out once or twice a week.
- He goes on a business trip twice a year.
- I work every day.
- I go to the gym every two days.
- They meet every three weeks.
- How many times a week do you come here?
- How many times a month do you go to the cinema?
- How many times a year does he go overseas?

Writing

1. _____
2. _____
3. _____
4. _____
5. _____
6. _____
7. _____
8. _____
9. _____
10. _____

Homework Section

Lesson 28

Lesson

Talking about when you do things
- grammar practice

Reading

Read the example sentences below. Write 10 similar sentences or questions using the grammar from today's lesson. Use a dictionary to look up the meanings of new words.

- I wake up at 7:00 am.
- We always drink coffee in the morning.
- I like going skiing in winter.
- They take out the garbage on Tuesday.
- I study at night.
- He usually relaxes in the afternoon.
- I go to bed at around 10:00 pm.
- He usually has a picnic in spring.
- They usually practice from 12:00 to 2:00 pm.
- When do you usually do that?

Writing

1. _____
2. _____
3. _____
4. _____
5. _____
6. _____
7. _____
8. _____
9. _____
10. _____

Homework Section

Lesson 29

Lesson

Describing past states
- grammar practice

Reading

Read the example sentences below. Write 10 similar sentences or questions using the grammar from today's lesson. Use a dictionary to look up the meanings of new words.

- I was a student ten years ago.
- It was hot yesterday.
- I was working until 9:00 pm.
- They were not in Tokyo.
- We were at home last night.
- Were you busy on Friday?
- Were you a doctor?
- Was the movie funny?
- How was the weather?
- Where were you?

Writing

1. _____
2. _____
3. _____
4. _____
5. _____
6. _____
7. _____
8. _____
9. _____
10. _____

Homework Section

Lesson 30

Lesson

Describing past actions
- grammar practice

Reading

Read the example sentences below. Write 10 similar sentences or questions using the grammar from today's lesson. Use a dictionary to look up the meanings of new words.

- I opened the door last night.
- He met his friends on Friday.
- They drove to Tokyo last week.
- I saw a movie on the weekend.
- We ate pizza for dinner.
- I didn't talk to him on Thursday.
- Did you call me this morning?
- Did he say something to you?
- Where did you go yesterday afternoon?
- Who sent this email?

Writing

1. _____
2. _____
3. _____
4. _____
5. _____
6. _____
7. _____
8. _____
9. _____
10. _____

